

# **Emmbrook Junior School**



## **Curriculum Bulletin Year 6**

**Spring Term 2019**

## Year Group News

Welcome to Year 6

Happy New Year to you all. We hope you all had a good holiday. All of the year 6 team would like to say a big thank you for all of the lovely gifts we received at the end of term, it was very generous of you.

We are looking forward to our exciting term ahead with our Exploration Learning Journey. We will be learning about exploration and how discoveries broaden our horizons.

In English, we will be writing biographies, diaries, newspaper articles and information texts linked to our new and exciting novel The Explorer by Katherine Rundell.

We are very excited about the new Power Maths scheme of work where we will be exploring decimals and their links with fractions before moving onto percentages and algebra.

In art, we are looking at creating our own rainforest painting using the components and style of Henri Rousseau.

Please remember we are always available to talk to if you wish, or if you have any worries or concerns over the course of the term.

**Mrs Preston, Mrs McAllister, Mr Theobald and the Year 6 team**

## Curriculum Information

We will cover this work in each curriculum area this term.

We hope that this information will enable you to give support to your child. You could use the information in a variety of ways:

- As a basis for discussion about school and work.
- To borrow from the library/or buy appropriate books.
- To look out for suitable television or radio programmes and videos.
- To look out for suitable newspaper and magazine articles.
- To help your child find suitable information in encyclopedias and from the Internet.



# Spring Term

## Exploration Learning Journey



### Maths

Decimals and converting them to fractions, percentages

### Art

Henri Rousseau  
- rainforest painting


### English

Biography, diary, newspaper, information text.



### Science

Light, classification, Evolution and Inheritance



### French

Animals, occupations, sentence writing, masculine and feminine forms

### History

Compare the life of Mayans with Britain at similar time

### RE

Christianity - are things eternal, Is Christianity still a strong religion of today?

### PE


Basketball, netball, hockey, Zumba

### Geography

Physical and human characteristics of South America  
Similarities and differences between South America and

### Computing

Databases and



### PSHE

Communication, Collaboration similarities and differences, healthy relationships

### Music

Music through the Decades



## Reminders

### SPELLINGS



- The school uses the Ruth Miskin Read, Write Inc. scheme. Spelling sessions take place once per week for an hour. During the spelling, session children will write words into their handwriting books that follows the spelling pattern they are learning. The children are then encouraged to use these words within their written work throughout the week. If you have any queries regarding spellings, please contact your child's class teacher in the first instance. There will no longer be a spelling test each week; spellings will be monitored in all lessons. You will have received a list of National Curriculum words, which you can encourage your child to learn.

### READING



- The Reading Race has started! You need to record by signing in the Reading Record each time your child reads. Certificates will be awarded to those who read the most. There is also an inter-house competition with a whole school prize up for grabs.
- Reading is such an important part of a child's life. It is essential that children read at home regularly (either with or without an adult). Each child, therefore, is asked to read for a **minimum of 10 minutes per day**. This can be a book (or alternative text such as a magazine or newspaper) of their choice or the texts which are brought home from school (or both!). Each child will have at least two books that they will bring home each day in their reading folder. One book will be from the Emmbrook Scheme and one will be from the KS2 Oxford Reading Tree Scheme.
- We would like to encourage you to read with your child and discuss the text that they are reading. We have provided questions and prompts to aid this. (See the front of Reading Record).

- Either you or your child can add information to the Reading Record (details of each reading session per day). If your child is writing their own reading into the record, we ask that you sign or initial this to confirm; you can also write questions and comments.

## MULTIPLICATION TABLES AND DIVISION FACTS



- This term, we will be continuing with the weekly 'Multiplication and Division Challenge'. Children are given a set of multiplication tables and/or division facts to learn each week and their achievement is recognised with the presentation of a certificate in assembly. Please support your child in learning these at home.

## HOME LEARNING



### Why we set home learning tasks?

- It can inform parents about work going on in class;
- It can further stimulate enthusiasm for learning;
- It takes advantage of the home environment and resources and the chance for some one-to-one adult time;
- It can be a great source for gathering topic information to share with all the children;
- It is a great opportunity to rehearse key skills; and
- It helps to foster good habits of organisation and self-discipline in preparation for secondary school.

Whilst we support all of the above key principles, Emmbrook Junior School is not a school at which home learning dominates home and school life. We accept that not every activity will capture children and parent's imagination and that weekends can sometimes be busy. We believe that home learning should be enjoyable and manageable for all concerned and that if it becomes a chore/source of conflict it ceases to be a constructive aspect of teaching and learning.

Our home learning expectations:

- Daily reading;
- Weekly learning of multiplication tables and/or division facts (tested weekly);
- Weekly learning of words taken from The National Curriculum's spelling list. (Each child has received a copy of this list). We ask that you learn these words with your child/children at home during the term, using the 'Look, Cover and Write' spelling strategy and writing these words into sentences. These spellings will be tested on a termly basis during assessment week; and
- Project grid tasks will be set over a period of 26 days of which 9 days fall during the half term holiday.

Year 6 children will be given additional work/revision materials in the lead up to their SATs

We expect children to maintain the same standards for presentation of home learning as we set in school i.e. to use their best handwriting and a sharp pencil or handwriting pen.

## COMMUNICATION BETWEEN PARENTS AND TEACHERS

There are a number of ways in which you can communicate with your child's teacher. These include:

- Face to face meeting on the playground at the end of the school day
- Appointment made by contacting the school office
- Comment in reading record
- Emailing the teacher (please email the school office on [admin@emmbrook-jun.wokingham.sch.uk](mailto:admin@emmbrook-jun.wokingham.sch.uk) and this will be forwarded to the teacher)

**Please note, urgent information must always be telephoned to the school office.**

**If you need to make contact with the school regarding any matter you must make contact with your child's class teacher initially, then if required an appointment can be made with either the Inclusion Manager, Assistant Head Teacher or Deputy Head Teacher, then if required the Head Teacher.**

## LIBRARY BOOKS (Non-Fiction)



- Children are allowed to select their own book although advice is given if a book seems unsuitable. Please encourage your child to look after their library book. There will be a charge if the book is lost.

## PENCIL CASES



- In each classroom, essential stationery is provided for the use of pupils. We therefore ask that pencil cases brought in from home are small enough to fit into your child's tray for easy storage and that they contain only a spare pencil, handwriting pen, rubber and sharpener.

## **WATER BOTTLES**




- Children are expected to bring a small, named bottle of water into school. However, we must stress this can be water only and any bottles must be taken home daily for reasons of hygiene. Please bring in the filled bottle each morning.

## **P.E. KIT**



- Fully labelled kit must be brought into school in a suitably named bag on a Monday. It will then be left in school all week and taken home on a Friday for washing. Year 6 PE slots are on Tuesday and Thursday afternoons. Children should have their kit in school every day as there may be additional PE slots during the week.

## **SUNNY WEATHER**



- In sunny weather, children are permitted to bring a suitable hat to wear when they are outside.
- Due to health and safety reasons, sunscreen should not be brought into school. There are many all-day sunscreens available, which we would advise you to apply to your child before they come to school.



## Dates for Your Diary

### Spring Term

#### January

- w/c 14<sup>th</sup> - Clubs Start
- 14<sup>th</sup> - Year 6 Bikeability
- 15<sup>th</sup> - Year 6 Bikeability
- 16<sup>th</sup> - Year 6 Bikeability
- 23<sup>rd</sup> - Year 6 SATs Curriculum Evening 7:00 – 8:00pm
- 25<sup>th</sup> - Bags2School Collection

#### February

- 8<sup>th</sup> - PTA Junior School Disco – Years 3&4 6:30 – 7:45pm  
Years 5&6 8:00 – 9.15pm
- w/c 18<sup>th</sup> - HALF TERM
- 27<sup>th</sup> - Bring a parent/relative to school morning 9:00 – 10:20am

#### March

- 7<sup>th</sup> - World Book Day – child to dress as a book character
- 11<sup>th</sup> - Living Eggs delivered to Year 3
- 29<sup>th</sup> - PTA Race Night
- w/c 25<sup>th</sup> - Clubs Finish

#### April

- 2<sup>nd</sup> - Parents Evening 5:00 – 7:50pm
- 3<sup>rd</sup> - Parents Evening 3:40 – 6:30pm
- 5<sup>th</sup> - Last Day of Term – school finishes 2:00pm
- 23<sup>rd</sup> - First Day of Summer Term

